

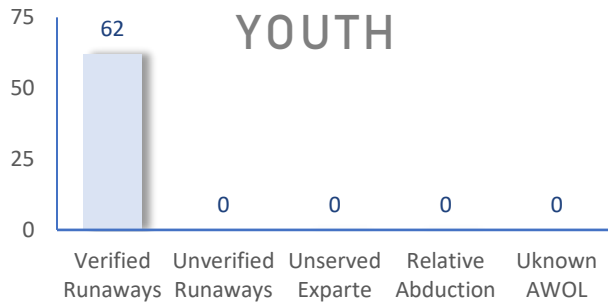
The following statistics show the status and demographics of absent Kansas foster youth and track DCF's successful recovery efforts.

## RECOVERED YOUTH

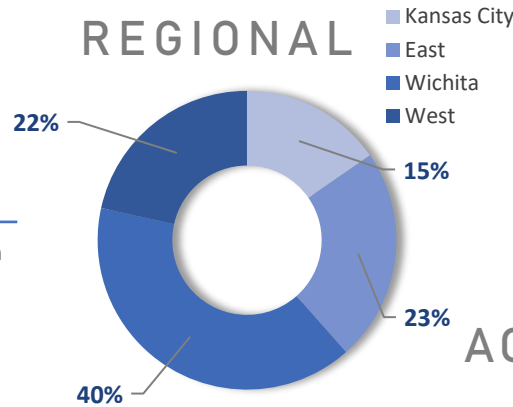


\*A youth may be recovered more than once per month.

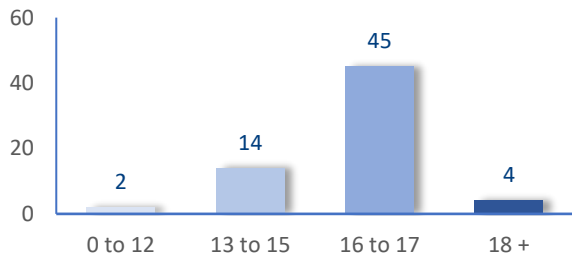
## CURRENT AWOL YOUTH



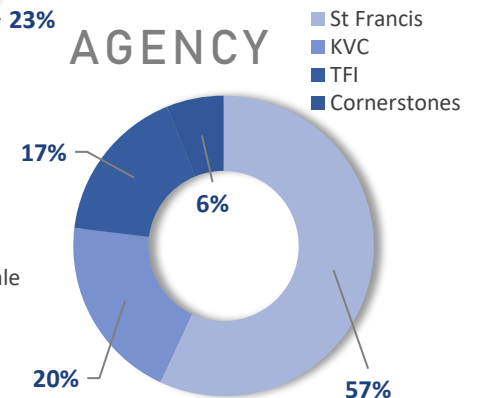
## REGIONAL



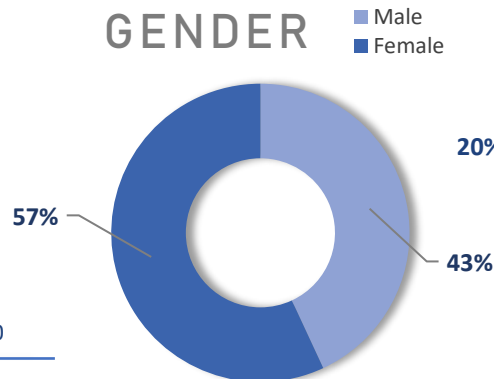
## AGE



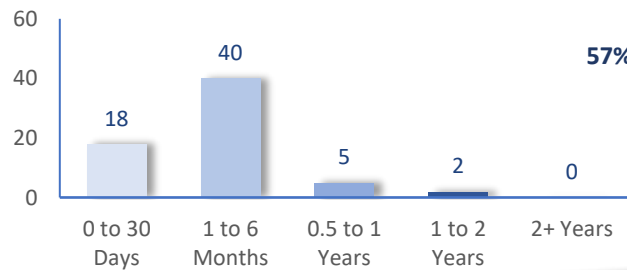
## AGENCY



## GENDER



## TIME



## DAILY AWOL YOUTH

# 2021

June		July		August		September	
DATE	# AWOL	DATE	# AWOL	DATE	# AWOL	DATE	# AWOL
1	58	1	63	2	79	1	67
2	58	2	63	3	79	2	66
3	59	6	69	4	80	3	64
4	59	7	69	5	82	7	62
7	57	8	69	6	76	8	62
8	58	9	68	9	74	9	65
9	58	12	67	10	73	10	
10	60	13	68	11	72	13	
11	60	14	67	12	70	14	
14	62	15	65	13	69	15	
15	61	16	68	16	69	16	
16	60	19	67	17	73	17	
17	63	20	68	18	68	20	
18	62	21	68	19	69	21	
21	65	22	68	20	66	22	
22	68	23	72	23	68	23	
23	61	26	74	24	69	24	
24	61	27	75	25	66	27	
25	59	28	79	26	66	28	
28	62	29	77	27	64	29	
29	62	30	75	30	65	30	
30	64			31	66		